








# February 2024: At-Home Activity Calendar



Designed for Cambridge children ages 0-4, but all are welcome!

SUNDAY	MONDAY	TUESDAY	WEDNESDAY	THURSDAY	FRIDAY	SATURDAY
<p><b>Parents, check out these ideas to try at home.</b>  <b>The goal is to have fun!</b>            You can change these ideas to match your child's age or interests.</p>  				<p><b>1</b> <b>Talk</b></p> <p>Take a walk and play "I Spy." What do you see?</p>	<p><b>2</b> <b>Play</b></p> <p>Play dress up with the clothes that are already in your house.</p>	<p><b>3</b> <b>Read</b></p> <p>Read a book and look for the letters in your child's name.</p>
<p><b>4</b> <b>Sing</b></p> <p>Dance as fast and as slow as you can.</p>	<p><b>5</b> <b>Tell Stories</b></p> <p>Pretend you have never seen your home and you are exploring it for the first time.</p>	<p><b>6</b> <b>Talk</b></p> <p>Find the biggest and smallest bowl in your kitchen. Compare: how are they different?</p>	<p><b>7</b> <b>Read</b></p> <p>Read aloud the words you see at the grocery store.</p>	<p><b>8</b> <b>Play</b></p> <p>Put on warm clothes and visit the park!</p>	<p><b>9</b> <b>Tell Stories</b></p> <p>Imagine a different ending for a favorite book.</p>	<p><b>10</b> <b>Talk</b></p> <p>Cook together! Read the recipe out loud and talk about the ingredients.</p>
<p><b>11</b> <b>Tell Stories</b></p> <p>Pretend that you can fly! What do you see below you?</p>	<p><b>12</b> <b>Play</b></p> <p>Make bubbles with soap and water, then play with them.</p>	<p><b>13</b> <b>Sing</b></p> <p>Add your child's name into a favorite song and sing it together.</p>	<p><b>14</b> <b>Talk</b></p> <p>Have a conversation about your child's favorite toy. What does your child like about it?</p>	<p><b>15</b> <b>Read</b></p> <p>Read a familiar book as fast as you can. Make it silly!</p>	<p><b>16</b> <b>Sing</b></p> <p>Share one of your favorite songs with your child.</p>	<p><b>17</b> <b>Play</b></p> <p>Color on something other than paper. For example, use a cereal box or the sidewalk.</p>
<p><b>18</b> <b>Read</b></p> <p>Read a book that takes place during the winter.</p>	<p><b>19</b> <b>Talk</b></p> <p>Build a tower with blocks or household items. Is it tall or short?</p>	<p><b>20</b> <b>Play</b></p> <p>Play with something sticky or squishy, like shaving cream, a sponge, or tape.</p>	<p><b>21</b> <b>Tell Stories</b></p> <p>Use toys or household objects to tell a story.</p>	<p><b>22</b> <b>Sing</b></p> <p>Sing a song about a family routine, like cleanup time or bathtime.</p>	<p><b>23</b> <b>Play</b></p> <p>Crawl like a bear. Make bear noises if you want!</p>	<p><b>24</b> <b>Tell Stories</b></p> <p>Tell your child a story about your own childhood.</p>
<p><b>25</b> <b>Sing</b></p> <p>Use your feet to stomp along to a song. Can you find the beat?</p>	<p><b>26</b> <b>Play</b></p> <p>Make a picture using 2 different art supplies. For example, use a crayon and a pencil.</p>	<p><b>27</b> <b>Read</b></p> <p>Count the pages in a short book. Does your book have page numbers?</p>	<p><b>28</b> <b>Talk</b></p> <p>Get household items and sort them by shape. Look for rectangles, triangles, and circles!</p>	<p><b>29</b> <b>Play</b></p> <p>Play with something that makes noise, like an instrument or a pot or pan.</p>	<p><b>For more activity ideas, check out our social media accounts!</b></p> <p> @cambridgecenterforfamilies</p> <p> <a href="http://cambridgema.gov/dhsp/cff">cambridgema.gov/dhsp/cff</a></p> <p> @LetsTalkCambMA</p> <p> @LetsTalkCambMA</p> 